

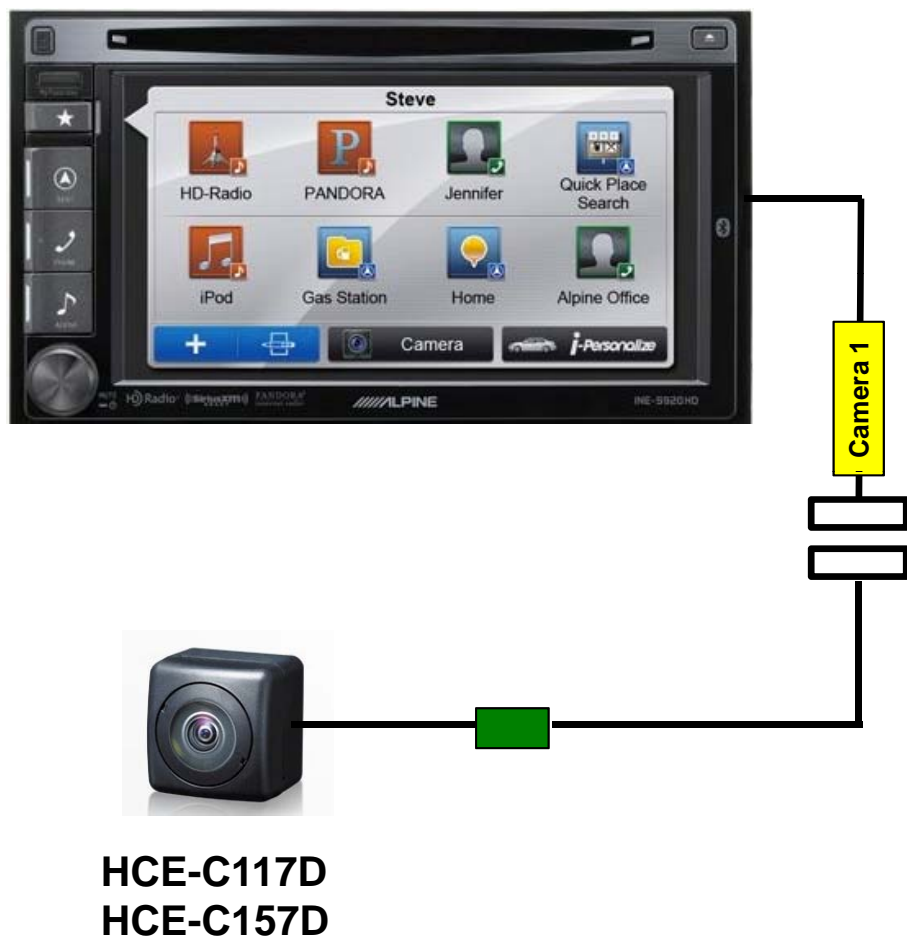
INE-S920HD/Z928HD Camera System Connectivity Solutions

PRODUCT PLANNING DIVISION

**Note: Information accurate as of July 18, 2012
Please disregard all previous versions.
(Rev. 3)**

HCE-C117D / C157D

Wire configuration



Explanation

This is a basic rear view camera set up using an Alpine direct connect capable camera without multi-view.

The HCE-C117D and C157D are a rearview camera only which can connect directly to the Camera 1 on the INE-S920HD/Z928HD

INE-S920HD/Z928HD Camera Settings

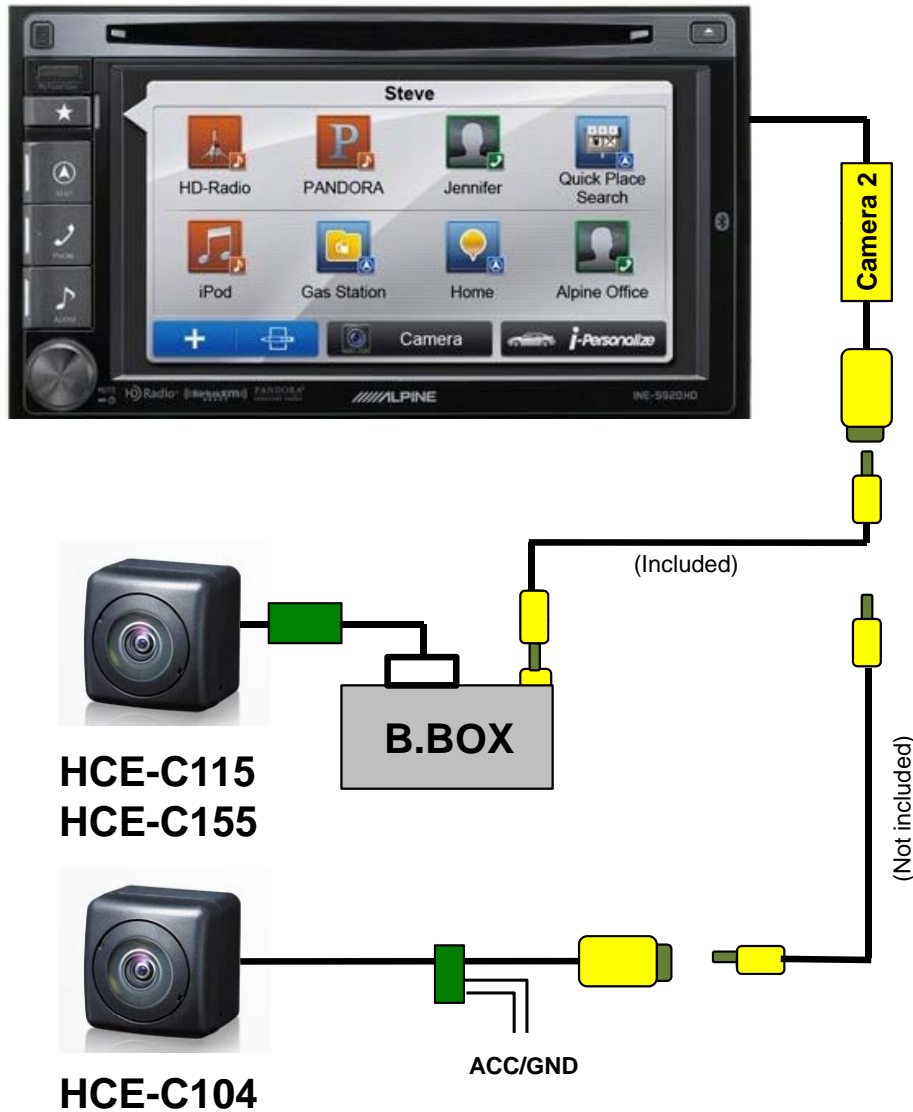
- Direct Camera → REAR
- AUX Camera → OFF

Functionality

When gear is set to Reverse, the rear camera will display on the unit.

HCE-C104 (AUX) or HCE-C115/C155 (AUX:w/b.box)

Wire configuration



Explanation

This is a basic rear view camera set up using a universal type connector (RCA). The HCE-C115 and C155 are a rearview camera that comes with the b.box (No b.box on HCE-C104). Those cameras and other aftermarket cameras can connect to the Camera 2 on the INE-S920HD/Z928HD with RCA video cable.

INE-S920HD/Z928HD Camera Settings

- | | |
|------------------|-------------------------------------------------------------------------------------------------------|
| Setting 1 | <ul style="list-style-type: none"> • Direct Camera → OFF • AUX Camera → REAR |
| Setting 2 | <ul style="list-style-type: none"> • Direct Camera → OFF • AUX Camera → OTHER |

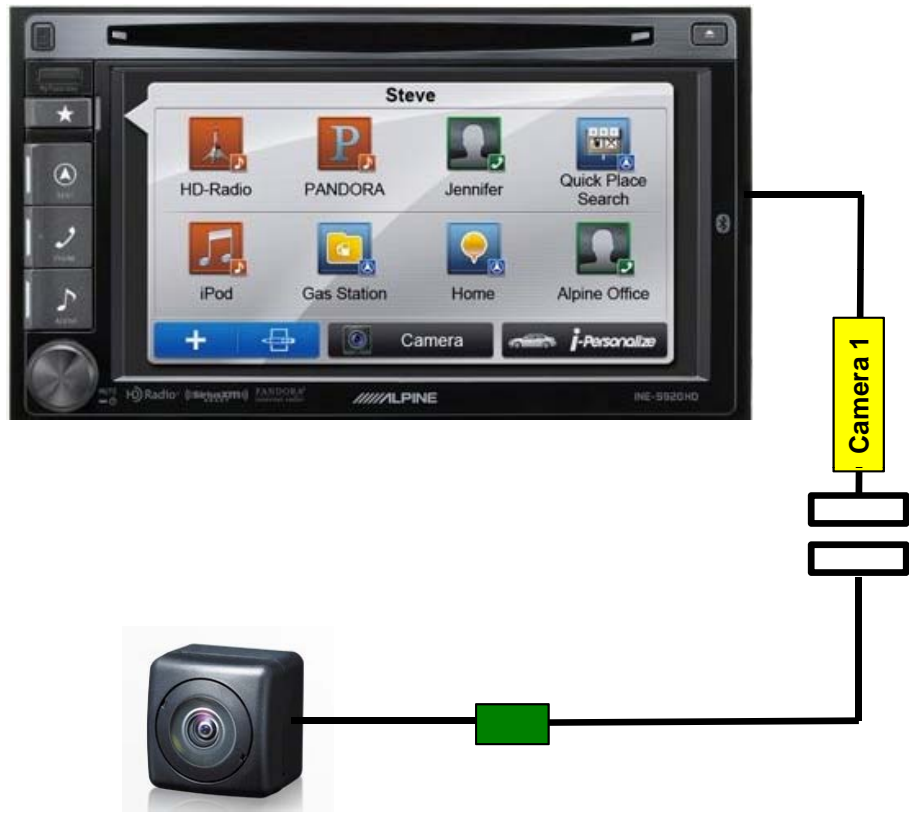
Functionality

Setting1: When gear is set to Reverse, the rear camera will display on the unit.

Setting2: Rear camera can be access from Favorites button to see rearview at anytime however reverse gear will no longer trigger reverse camera. This setting is commonly used for viewing Trailer Tow Vehicles.

HCE-C210RD

Wire configuration



HCE-C210RD

Explanation

This is a basic rear view camera set up using an Alpine direct connect capable multi-view camera.

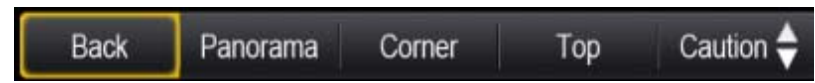
The HCE-C210RD is a multi-view rear camera only which can either connect to the b.box of the HCE-C212F OR directly to the INE-S920HD/Z928HD

INE-S920HD/Z928HD Camera Settings

- Direct Camera → REAR
- AUX Camera → OFF

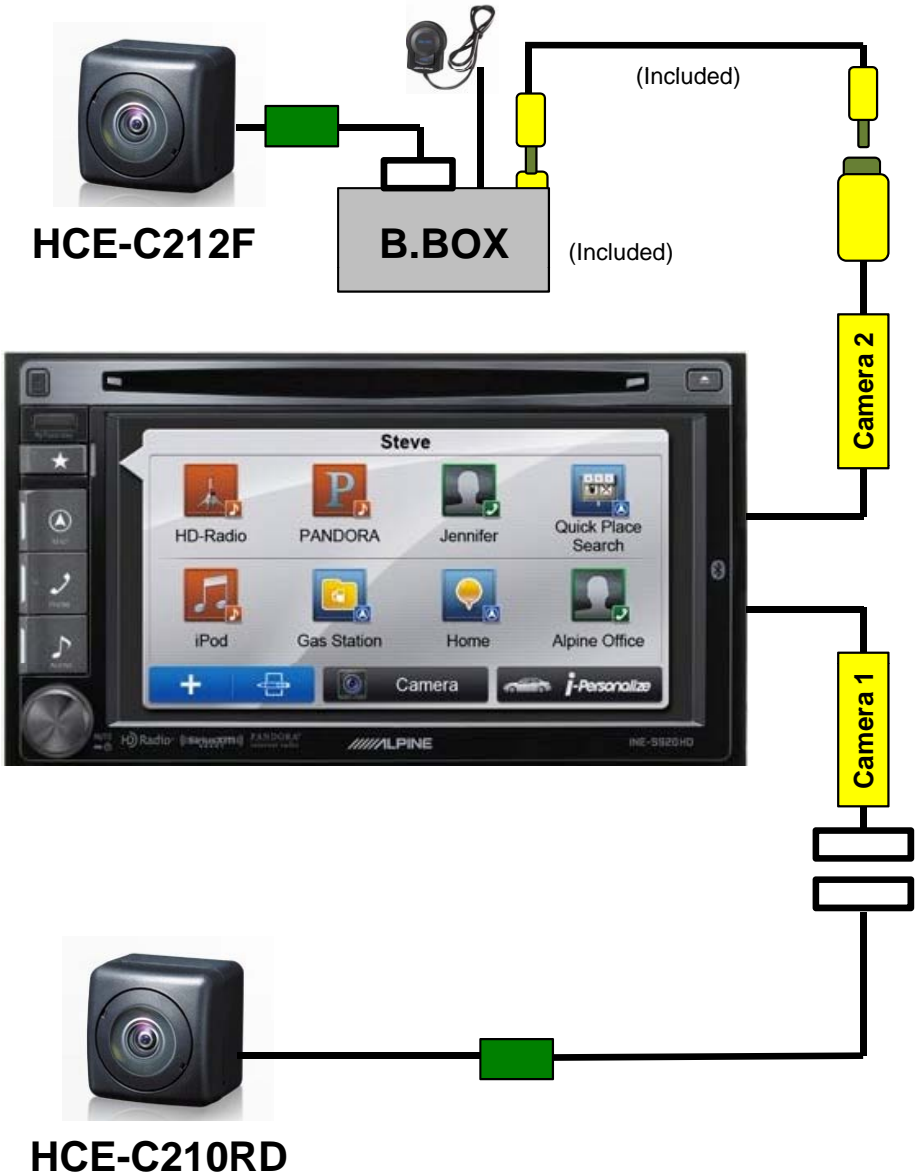
Functionality

When gear is set to Reverse, the rear camera will display on the unit. When you touch the screen you will see buttons to change 4 view modes.



HCE-C212F(AUX:w/b.b.box) + HCE-C210RD(Direct)

Wire configuration



Explanation

This is an advanced system that uses Alpine's Front and Rear Multi-view cameras. This particular system allows you to change view modes of **REAR** camera on screen.

The HCE-C212F is a multi-view front camera that comes with the b.box which allows external control of "view mode" and connections for any screen.

INE-S920HD/Z928HD Camera Settings

- Direct Camera → REAR
- AUX Camera → OTHER

Functionality

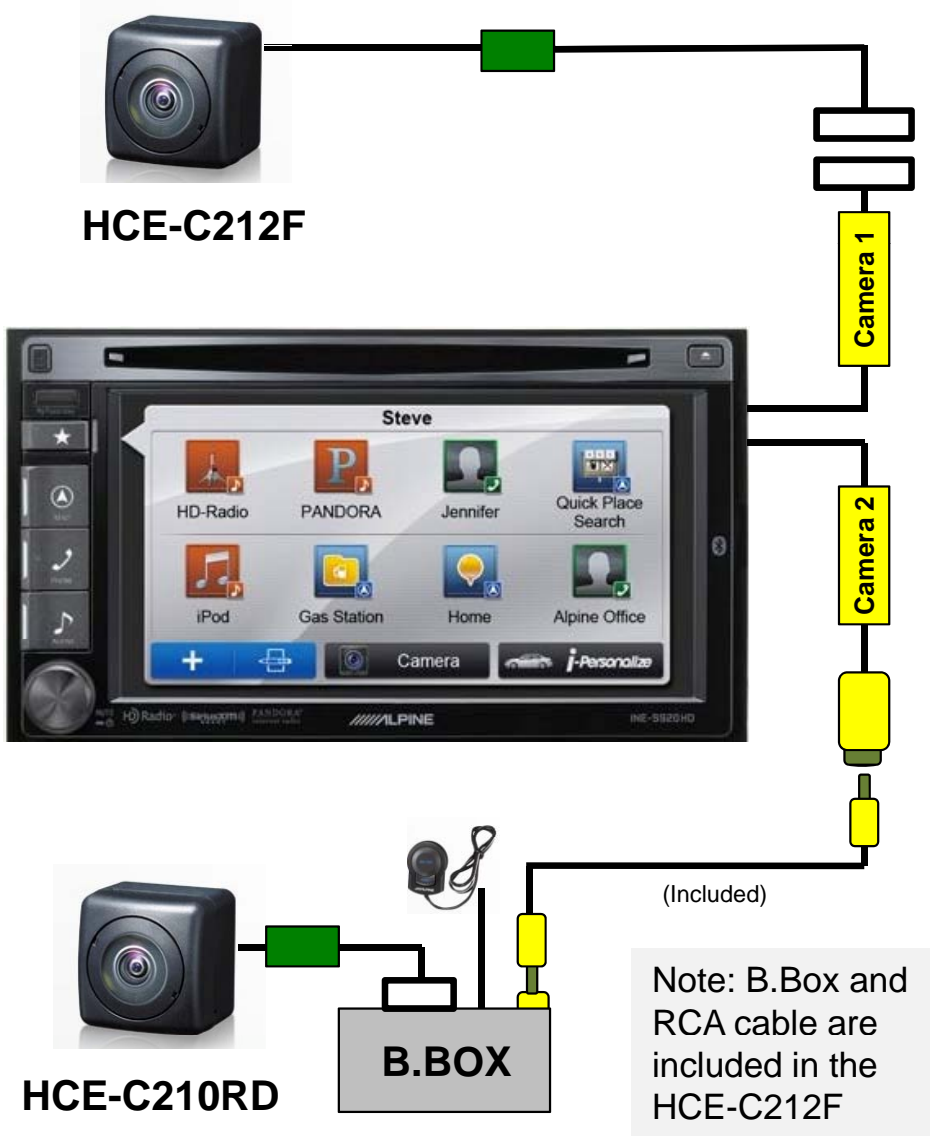
When gear is set to Reverse, the rear camera will display on the unit. When you touch the screen you will see buttons to change 4 view modes.



When you access the Camera button from the **Favorites screen**, you will see the front camera and can switch view mode **with the separate camera switch**.

HCE-C212F(Direct) + HCE-C210RD(AUX:w/b.b.box)

Wire configuration



Explanation

This is an advanced system (similar to System 4) that uses Alpine's Front and Rear Multi-view cameras. This particular system allows you to change view modes of **FRONT** camera on screen.

INE-S920HD/Z928HD Camera Settings

- Direct Camera → FRONT
- AUX Camera → REAR

Functionality

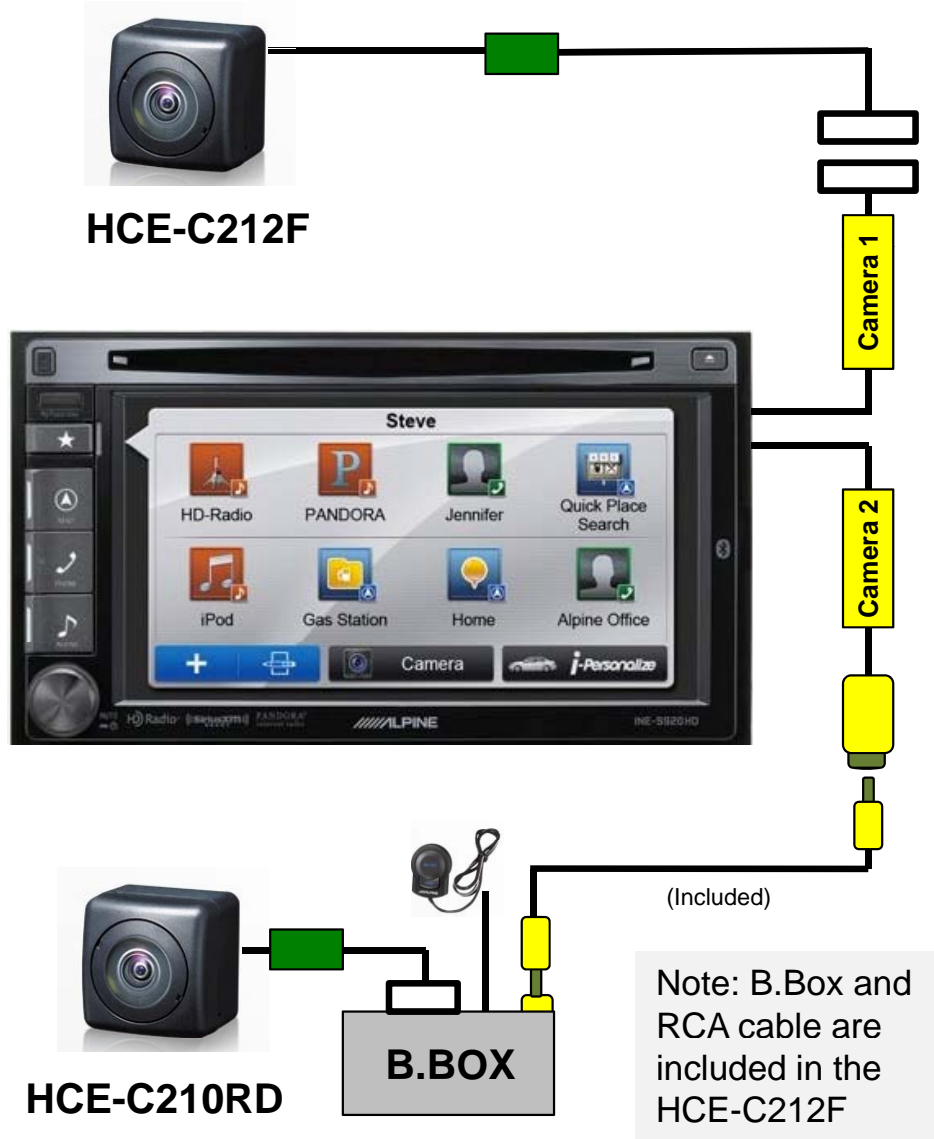
When gear is set to Reverse, the rear camera will display on the unit. You can only **switch view mode by using the external camera switch.**

When you access the Camera button from the **Favorites screen**, you will see the front camera can switch 3 view modes **using the buttons on screen.**



HCE-C212F(Direct) + HCE-C210RD(AUX:w/b.box)

Wire configuration



Explanation

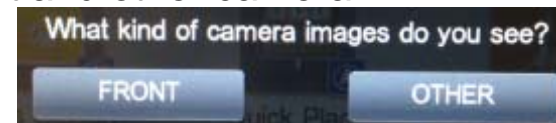
This is similar to System 5 but very rare. You can wire two cameras, none of which are a rear view camera. ie; Front camera + Trailer hitch camera.

INE-S920HD/Z928HD Camera Settings

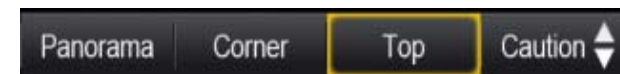
- Direct Camera → FRONT
- AUX Camera → Other

Functionality

Nothing is activated when gear is set to Reverse. When you access the Camera button from the **Favorites screen**, you will see the pop-up screen to select front and other camera.



On front camera, you can switch 3 view modes **using the buttons on screen.**



Question	Answers
Can you hook up <u>any</u> aftermarket camera for your Front image?	Yes, please set "OTHER" on AUX camera setting. You can see front image to access the camera button from the Favorites screen. (Note: Be aware that "FRONT" is not set on Direct camera setting.)
Can you hook up 2 aftermarket camera's for both front and rear?	No, If you are doing two cameras, one MUST be an Alpine camera with direct connect because of only one RCA camera input.
Alpine has many other cameras, will they work with the INE-S920HD/Z928HD?	All cameras from Alpine will work with the INE-S920HD/Z928HD however please be aware of the connection type, Direct, or AUX.
What's the "Camera SW" plug for?	There is no current product that uses this plug. It may be used for future products.
Can you access the rear camera from the Favorites screen AND view it automatically in reverse?	Not at this time. Cameras set as "REAR" are limited to only viewing when in reverse and cannot be accessed from the Favorites screen.